



Arrow

High Speed Plasma Cutting for HVAC and Sheet Metal

The Esprit Arrow plasma cutting machine combines the latest in machine and plasma cutting technology in a compact package and offers the best price/performance ratio in its class. The Arrow machine is designed and engineered to the same high standard as all other Esprit machines. Linear bearings in all axes, Ethernet digital on-machine network, AC brushless servo drives and the EDGE Pro CNC give the Arrow the ability to perform at the highest level. The latest Inverter controlled Hypertherm Powermax45 and 65 plasma cutting systems give superb cutting performance along with low running costs. The Arrow's small footprint and competitive pricing gives even the smallest workshops access to the latest CNC plasma cutting technology.



Esprit Automation Ltd
Placketts Mill, Church Drive
Sandiacre, Nottingham
NG10 5EE, United Kingdom

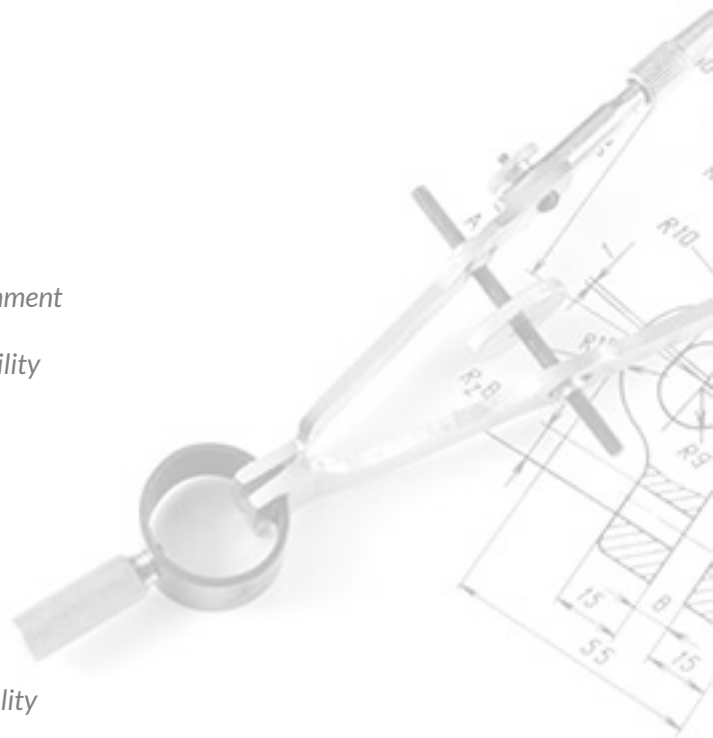
Tel: +44 (0) 115 939 1888
Email: info@espritautomation.com





Design Features

- ✓ Heavy duty fully welded construction ...*Accuracy & durability*
- ✓ Compact design ...*Small footprint*
- ✓ Integral dust and fume extraction hood ...*Clean working environment*
- ✓ Direct drive rack & pinion drive in Y axis ...*Accuracy & repeatability*
- ✓ Dual side drive in X axis ...*Consistency over full bed area*
- ✓ Linear bearings in all axes ...*Smooth motion*
- ✓ Digital AC brushless drives ...*High dynamic performance*
- ✓ Integral cable chain handling system ...*Long term reliability*
- ✓ High speed Plate Rider torch height control ...*Optimum cut quality*



Arrow Applications

- ✓ HVAC ductwork fittings manufacture
- ✓ Insulation & lagging manufacture
- ✓ General sheet metal work
- ✓ Stainless steel canopy manufacture
- ✓ Dust extraction equipment

Designed & Engineered By Experts


EDGE Pro CNC

The EDGE Pro CNC incorporates all the latest technology for optimised machine performance and ease of use. The Ethernet digital on-machine network ensures the very best contouring performance for accurate parts. The intuitive user interface via the 15" colour touch screen and on-screen wizards allow even inexperienced operators to achieve great results. Closely integrated with the HPR XD plasma systems, the EDGE Pro exploits plasma's full potential.



Powermax Air Plasma

The latest Powermax systems from Hypertherm are fitted to the Arrow machine. The reliable inverter based design delivers even better cut quality and cutting speeds. Consumable life is also improved and Powermax plasma cutting systems offer the lowest running costs in their class. Fully integrated with the Arrow CNC machine, these units will cut mild steel, galv, stainless and aluminium. Powermax systems are easy to use and require virtually no maintenance.



The Arrow plasma cutting machine combines the latest machine and plasma cutting technology in a compact package. Offering the best price/performance ratio in its class, the Arrow machine is designed and engineered to the high Esprit standard.



The dual side drive Arrow machine has linear bearings in the long (X) axis giving precision guidance for accuracy and smooth operation for optimum cut quality.



The compact Arrow gantry incorporates twin linear bearings and rack and pinion drive for precise, smooth cutting. Cable chain handling systems in both axes look after cables and plasma torch leads.



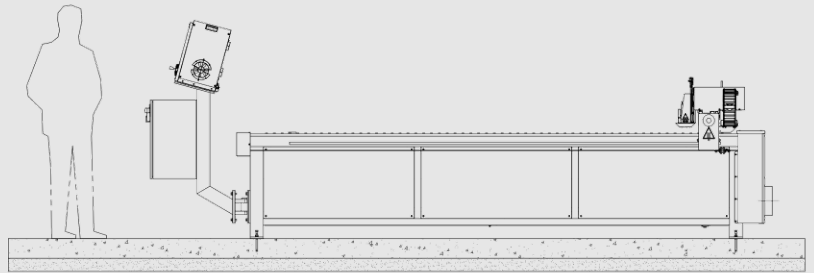
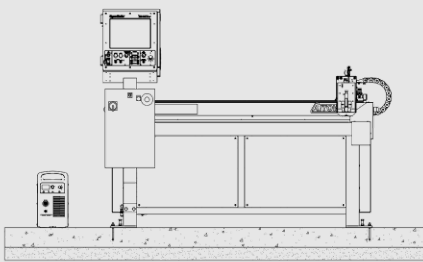
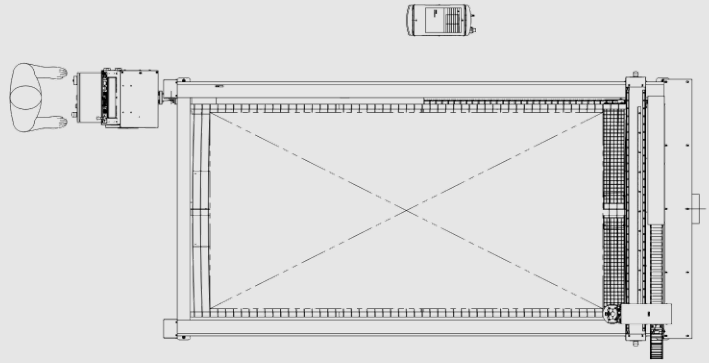
The Esprit plate-rider torch height control is designed for high speed sheet cutting and incorporates linear bearings for rigidity. The integral pen marker can be used to mark part numbers onto cut components.



Arrow plasma cutting machines are designed for high speed sheet cutting and are ideally suited for HVAC ductwork applications as well as general sheet metal and light fabrication.

Arrow Machine Options

- ✓ Powermax45 – 10 mm dross free mild steel cutting
- ✓ Powermax65 – 12 mm dross free mild steel cutting
- ✓ Bed size 3 x 1.5 m
- ✓ Procut CAD/CAM software
- ✓ CAMduct CAD/CAM software
- ✓ Plasma feed de-coiler compatible



DESIGN SPECIFICATIONS

Nominal Cut Width	1,500 mm
Nominal Cut Length	3,000 mm
Nominal Cut Height	807 mm
Overall Width	2,220 mm
Overall Length	4,804 mm
Overall Height	1,695 mm
Extraction Outlet Size	Ø233 mm x 60 mm spigot (suitable for NW225 ducting)
Max. Traversing Speed	28 m/min
Weight	1,150 kg

POWER REQUIREMENTS

Input Voltage (U ₁)	230 V / 1 Ph / 50 Hz / Earth / Neutral
Input Current (I ₁)	1.8 A
Input Power (U ₁ x I ₁)	0.4 kVA
Recommended Fuse Size	16 A
Recommended Cable Size	2.5 mm ² 3 core SY Control Flexible Cable



Esprit Automation Ltd
 Placketts Mill, Church Drive
 Sandiacre, Nottingham
 NG10 5EE, United Kingdom

Tel: +44 (0) 115 939 1888
 Email: info@espritautomation.com

